

on D2000 World Series swivel joints.

- Versatility of reach makes this arm ideal for application where more than one compartment can be reached without re-spotting the vehicle.  
\*See spotting map at right
- Standard vertical range of motion for the loading arm is 55° (park position) to - 20° (load position). Maximum vertical range of movement up to 95° with spring cylinders.
- Standard arms feature the D2000 World Series swivel joints for ultra low maintenance & the easy to adjust spring cylinder balance.
- Pipe Size: 2" through 12"
- Materials: Carbon Steel  
Carbon Steel/Aluminum  
Stainless Steel

**RISER CONNECTION OPTIONS**

**Loading Arms Shown in the Park Position**



Riser: Upfeed



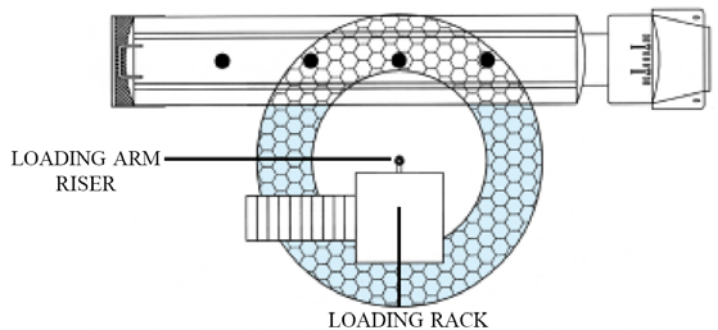
Riser: Downfeed



Riser: Horizontal/Up

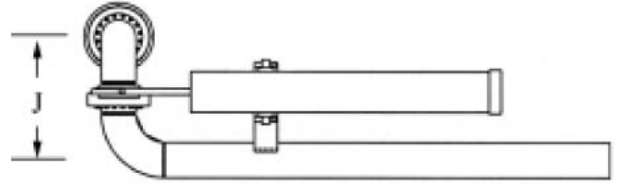
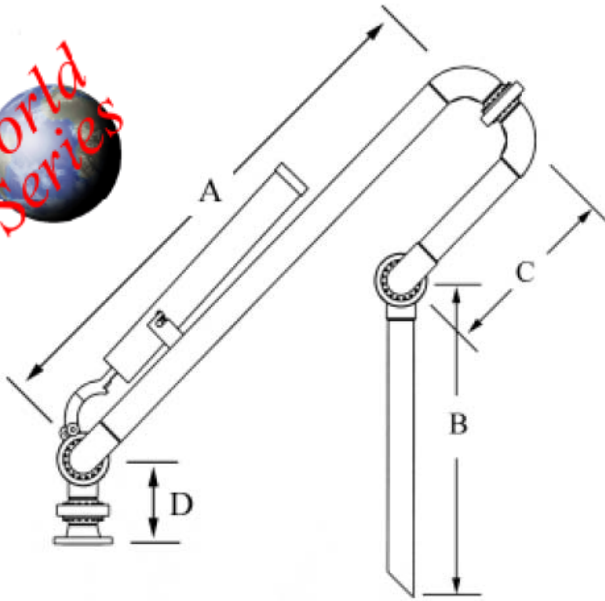


Riser: Horizontal/Down



**TYPICAL REACH POTENTIAL**

	2"	3"	4"	6"
E2112	<input type="checkbox"/>	<input type="checkbox"/>	<input type="checkbox"/>	<input type="checkbox"/>



	"D"	"J"	"L"
2"	9.99"	10.11"	10.11"
3"	11.86"	13.11"	13.11"
4"	14.11"	16.11"	16.11"
6"	--	--	--

**Line Size:**  
 2"  3"  4"  6" Other Please Specify \_\_\_\_\_

**Riser Connection:**  
 Upfeed  Downfeed  Horizontal (Up or Down)

**Base Swivel:**  
 Right Hand/Upfeed  Right Hand/Downfeed  
 Left Hand/Upfeed  Left Hand/Downfeed

**Preferred Swivel Joint:**  
 D2000 Other Please Specify: \_\_\_\_\_

**Arm Material (Wetted Parts):**  
 Carbon Steel  Stainless Steel  
 Carbon Steel/Aluminum  Stainless/Aluminum

**Swivel Joint Seal Material:**  
 Buna  Viton  PTFE Other Please Specify: \_\_\_\_\_

**Balance Mechanism:**  
 Spring Cylinder  Torsion Spring  
 Counterweights  Hydraulic Cylinder

**Dimensions:**  
 A  B  G

**Customer Added Weight:**  
 (Specify type and weight) \_\_\_\_\_

**Accessories/Options:**  
 Loading Valve  Base  Middle  Apex  
 Ball Valve  Base  Middle  Apex  
 Vacuum Breaker  Remote Control  
 Lockdown  Flow Deflectors  
 Steam Jacketing  Vapor Recovery  
 High Level Shut-Off  Drip Bucket  
 Vertical & Horizontal Assist  Posi-Stops  
 Parallel Device

**Application Information:**  
 End User: \_\_\_\_\_  
 Product in Arm: \_\_\_\_\_  
 Temperature (min/max): \_\_\_\_\_  
 Flowrate (GPM): \_\_\_\_\_  
 Qty of Arms: \_\_\_\_\_  
 Your Name: \_\_\_\_\_  
 Company: \_\_\_\_\_  
 Phone Number: \_\_\_\_\_  
 Fax Number: \_\_\_\_\_

**EMCO WHEATON**  
 A Gardner Denver Company

*Whilst the content of this leaflet has been edited with the greatest care, we are not liable for any errors or omissions*

EMCO WHEATON  
 USA Inc

9111 Jackrabbit Road  
 Houston Texas  
 USA  
 77095

PO BOX 691247  
 Phone: +1-281/856-1300  
 Fax: +1-281/856-1325

[sales@us.emcowheaton.com](mailto:sales@us.emcowheaton.com)  
[www.emcowheaton.com](http://www.emcowheaton.com)